

# CrossDock™

THE SPEED-LIFT IS YOUR DOCK

# Forklift Pro™



# Forklift Max™




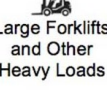



# MobileDock™



**DURABLE** ——— **RELIABLE** ——— **FAST** ——— **SAFE** ——— **VERSATILE** ——— **MOVEABLE**

**Superior Handling Equipment** has been helping our customers move their loads safely, efficiently, and reliably for over 45 years with the Speed-Lift™. It's the only loading dock lift that utilizes a robust cantilever-motion design and Automatic Folding Ramps to safely and quickly load/unload trucks. The Speed-Lift is not just a lift ... it's your "dock" - designed to handle direct truck impacts and heavy daily use. It can even add versatility to your current dock. As a surface-mounted asset instead of a construction expense, it's a viable and often preferable alternative to costly dock or truck well construction.

Speed-Lift Product Lines		Capacities (LB)	Platform Sizes	Applications
<b>MyDock™</b>	Truck-to-ground or dock-to-ground applications. Viable alternative to a dock or truck well. Simple, surface-mounted installation.	6000 8000	5'-8' W 7'-10' L	 Hand Carts, Manual or Powered Pallet Jacks
<b>CrossDock™</b>	Combination lift & "leveler" as it can go from truck/dock height on one end to any height on the other. Truck impact bumpers on both ends.	6000 8000	5'-8' W 7'-10' L	 Hand Carts, Manual or Powered Pallet Jacks
<b>Forklift Pro™</b>	Safely operate while seated on a small forklift. Can be used as your dock, up to a dock, or behind a dock wall. Alternative to a yard ramp.	10000 15000	6'-8' W 10'-14' L	 Powered Pallet Jacks, Small Forklifts
<b>Forklift Max™</b>	Move bulky or heavy loads and safely operate while seated on a large forklift. Alternative to a yard ramp.	25000	6'-8' W 16'-20' L	 Large Forklifts and Other Heavy Loads
<b>MobileDock™</b>	Transport your "dock" anywhere with this self-contained, self-powered, trailered Speed-Lift. Safely load/unload or cross dock without power or infrastructure.	6000	4.5' W 8' L	 Hand Carts, Manual or Powered Pallet Jacks

The **Speed-Lift** is available in a variety of platform sizes, capacities, and configurations to serve all of your lifting needs. Each lift is custom-built according to your specific application with options that include side off-loading, enhanced safety features, weather-shielding, towing, and more.

The **MobileDock** is a street legal, towable, 6000LB capacity dock lift that loads/unloads trucks without the need for external power or infrastructure. This self-contained, self-powered diesel lift is ANSI compliant and NATM certified for towing by standard truck or SUV while transporting up to 2,000 LB of cargo. It conforms to all applicable US Federal Motor Vehicle Safety Standards (FMVSS) in place at the date of manufacture. Also available as a diesel/electric hybrid.

### STANDARD FEATURES

- Fast: Up to 33FPM (8s truck to ground)
- Truck Bumper Protection System
- Automatic Folding Ramps (AFR)
- Surface-mounted and low profile
- Self-contained motor and hydraulic system
- Dual controls w/ proportional speed control
- 3-sided all-steel frame
- Full-load rating across platform
- Ground Anchor Impact and Restraint System
- Safety flow limiters on each cylinder
- Integrated stabilization jacks
- 208/230 VAC 3Ø

### AVAILABLE OPTIONS

- 460/480 VAC 3Ø, 208/230 VAC 1Ø, Gasoline
- Side-Off Platform (Left or Right)
- Extended/tapered ramps & bridges
- Enhanced Safety Packages
- Keyed Switch
- Wall and floor anchors
- Lateral Track Mobility – service multiple bays
- Platform WeatherShield and CoverDock™
- Hydraulic ramp
- Embedded scale

### INDUSTRY-LEADING WARRANTY & SUPPORT

- 5-year Parts & 2-year Labor (non-MobileDock)
- 15-year Frame Warranty (non-MobileDock)
- 1-year Parts & Labor - MobileDock
- Extended Warranty Available
- Preventative Maintenance Programs
- Online Training Videos

### A WORLD OF APPLICATIONS



RETAIL WAREHOUSES AGRICULTURE MILITARY  
CONSTRUCTION HOSPITALS SCHOOLS AIRPORTS DISTRIBUTION  
EMERGENCY MGMT LOGISTICS MANUFACTURING

